



UNIVERSITAS
INDONESIA

Veritas, Probitas, Justitia

FACULTY
OF
MEDICINE



Leadership and Change Management in Health Professions Education during COVID-19 Pandemic

Prof. Dr. dr. Dwiana Ocviyanti, SpOG(K), MPH



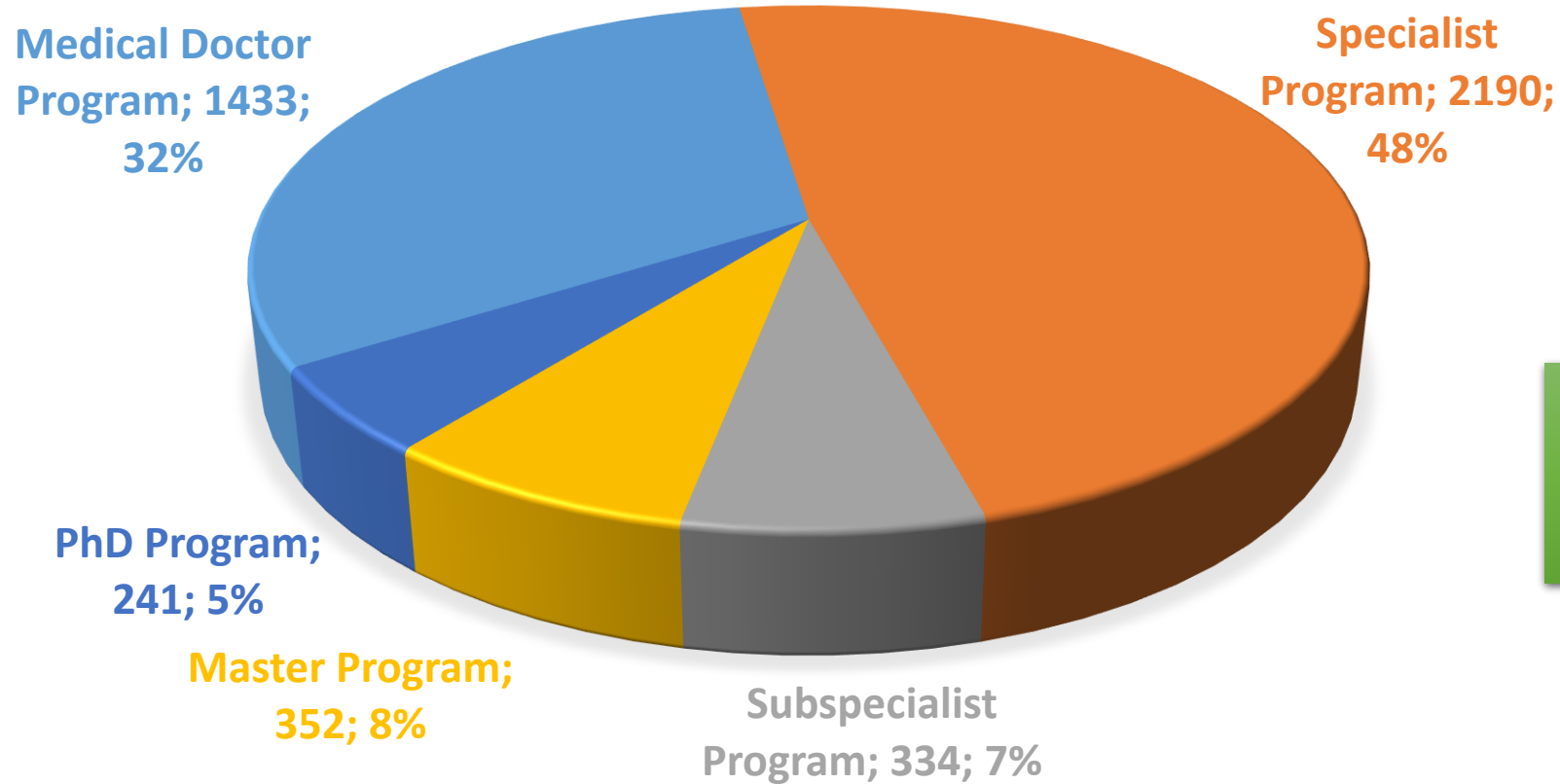
FMUI Students

Our faculty consist of several levels of students:

- Medical Doctor Program → S1/Bachelor + Clinical Yea
- Specialist Program → Sp1 (Internist, Cardiologist, Obstetrician, etc)
- Subspecialist Program → Sp2 (Pediatric Cardiologist, Maternal Fetal Obstetrician)
- Master Program → S2
- PhD Program → S3



FMUI Students Distribution



**Total Students:
4550**

Our Adaption to the Current COVID-19 Pandemic

Leadership in COVID-19 Era

Sensitive

Flexible



UNIVERSITAS INDONESIA
Veritas, Probitas, Justitia

Kampus Salemba Jl. Salemba Raya No. 4 Jakarta 10430
Kampus Depok Kampus Universitas Indonesia Depok 16424
Tel. 62.21. 7867 222/ 7884 1818 Fax. 62.21. 7884 9060
Email pusadmu@ui.ac.id | www.ui.ac.id

Yth. Para Dosen, Mahasiswa, dan Tenaga Kependidikan Universitas Indonesia

SURAT EDARAN
Nomor: SE-703/UN2.R/OTL.09/2020

Tentang
Kewaspadaan dan Pencegahan Penyebaran Infeksi Covid-19
di Lingkungan Universitas Indonesia

Berkeaan dengan ketetapan *World Health Organization (WHO)* yang mengubah status kejadian infeksi Covid-19 dari *Public Health Emergency of International Concern* menjadi Pandemi, Pimpinan Universitas Indonesia (UI) menetapkan langkah-langkah lebih lanjut untuk mencegah penyebaran infeksi Covid-19 di lingkungan UI dan mengantisipasi berbagai keadaan yang mungkin terjadi. Langkah-langkah ini diambil sebagai bentuk komitmen UI untuk melindungi keselamatan dan kesehatan segenap warganya serta sebagai partisipasi UI dalam upaya pengendalian penyebaran infeksi Covid-19.

Berdasarkan kajian yang komprehensif dan mendalam atas bermacam data dan informasi yang relevan, termasuk perkembangan global infeksi Covid-19, pengalaman berbagai negara dalam menghadapinya, serta petunjuk dan pedoman yang diterbitkan oleh Pemerintah Republik Indonesia (cq Kementerian Kesehatan dan Kementerian Pendidikan dan Kebudayaan) Pimpinan UI mengambil langkah-langkah kewaspadaan dan pencegahan penyebaran infeksi Covid-19 sebagai berikut.



PERATURAN DEKAN FAKULTAS KEDOKTERAN
UNIVERSITAS INDONESIA

Nomor : SK-200/UN2.F1.D/HKP.01.03/2020

TENTANG

PETUNJUK PELAKSANAAN PERUBAHAN PEMBELAJARAN MAHASISWA
FAKULTAS KEDOKTERAN UNIVERSITAS INDONESIA
SELAMA MASA PANDEMI COVID-19

Delegation for heads of academic program to modify modules

- Medical Doctor, Specialist, and Sub-Specialist program
 - Research/thesis module
 - Clinical competency
 - Special module for health service during COVID-19 pandemic era
 - Entrance exam
 - Evaluation exam
- Master and Doctoral program
 - Thesis
 - Regulation changes for education period or education leave

New Concept: Face-to-Face → Via Information Technology (Online)

Admission of new Students

- Written Test
- Interview Face-to-Face



Admission of new Students

- Computer-based online Test
- Interview via Video Conference

Professional Education

- Lecture Face-to-Face
- Hands on Skill Training with Property
- Patients Assessment and Evaluation




Professional Education

- Lecture Conducted via Video Conference
- Skill Training using Educational Video and Video Conference
- Patients Assessment and Evaluation (for specialist and subspecialist only)

Studies Evaluation (with Exams)

- Written Test
- Objective structured clinical examination (OSCE)
- Case-based discussion



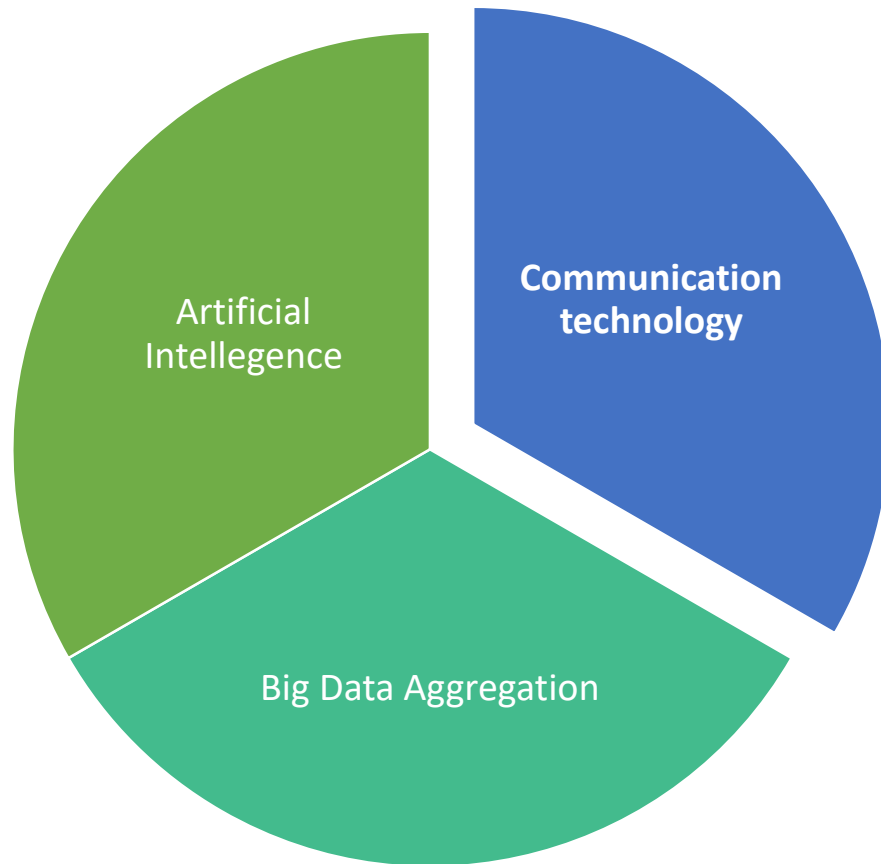
Studies Evaluation (with Exams)

- Computer-based online Test
- Clinical examination evaluation via Video Conference
- Case-Report Journal Discussion

Example of Digital Application in Medical Education



Digital Transformation of Healthcare



- AI → use of robots, virtual health assistants, **digital imaging**, many more.
- Big Data Aggregation → collecting demographics information, the basis of **unlimited clinical research**
- Communication technology: the most simple but very big impact; especially in the field of **medical education**

Example of Digital Transformation




Hi-Technology
Medical Record



Personalized
Medicine

- Wireless Capsule Endoscopy

Artificial
Intelligence in
Medicine



EMIC
SYSTEM UI

Video Conference with FKUI Doctors all over Papua

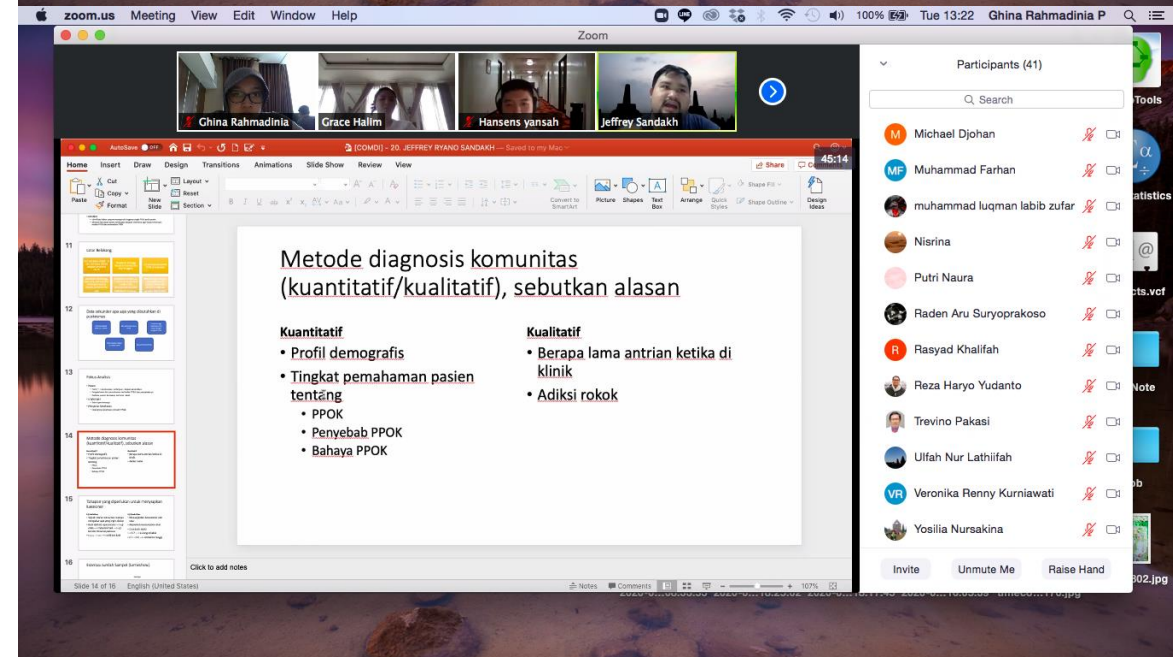
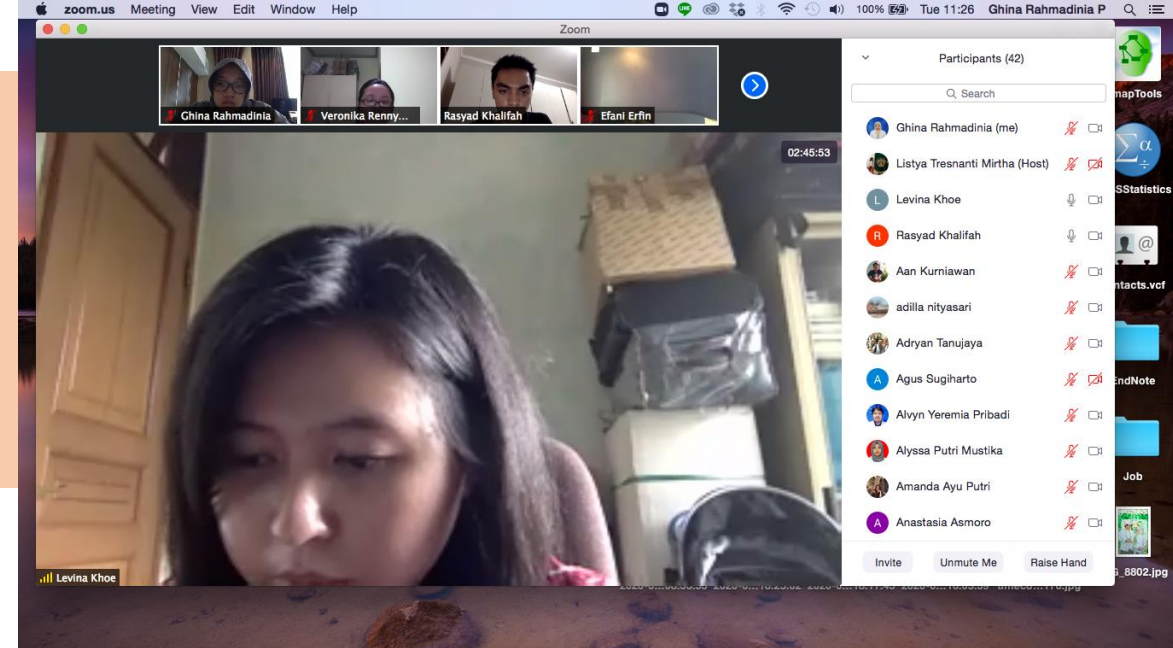
West Sorong - Fak Fak - Nabire - Jayapura



Webinar Series



Lecture for Medical Student Conducted via Video Conference





RSCM
Kuliah keguguran berulang
No views · 32 minutes ago

0 0 Share Download Save




RSCM
Kuliah keguguran berulang
No views · 32 minutes ago

Lecture for OB/GYN Resident






 kanadisumapraja • [Follow](#)
RSUPN Cipto Mangunkusumo

 kanadisumapraja Combining passion in photography and lecturing during corona pandemic season



Night Shift Morning Report of OB/GYN Patients

Procedure	No	Case	Outcome
Cesarean section	1	Impending eclampsia [Redacted]	Boy, 880 gr, 33 cm, not yet macerated HC 270 mm, AC 230 mm ~ 1.17 Nil amniotic fluid Placenta born completely
ICD 10 O14.9 O14.1 O34.2 O41 E66.01 N17.8		Impending eclampsia on G2P1 28-29 weeks of gestational age, singleton head presentation, IUFD, previous c-section 1x, PPRM 5 hours, anhydramnios, suspected IUGR, not in labor <i>Process:</i> Frontal headache (+), nausea (+); BP 160/110 mmHg; fundal height 2 fingers above navel, contraction (-), FHR (-), lo: closed OUE, pooling (+). albuminuria +2, US exam: EFW 854 gram, FHR (-), anhydramnios, spalding sign (+) → Nifedipine, MgSO4 40% bolus 4 g iv continued with 1 g/hour iv → emergency C-section	FP: IUD TC <i>Analysis of IUFD</i> Maternal : preeclampsia (+), Fetal : congenital anomaly (-) Placenta : cord compression (-), knotting (-), thin whorls, velamentous insertion (-), weight 249 gr Conclusion : placental insufficiency
ICD 9-CM 69.7 74.1 88.78 75.34		<i>Supporting data:</i> US exam : anhydramnios; EFW 854 gram, FHR (-) CBC: 12.3/34.3/14480/321000 OT/PT 25/10 Uv/Cr 13.6/0.5 LDH 291 Urinalysis: albumin +2	
Marcel (T2B)		NBC Came by her own will with referral letter [Redacted] Hospital due to PPRM and no nicu available	 Sun Khan Djasad
			Now, mother is in a good condition already discharged, with controlled BP 130/80 mmHg on nifedipine SR, already given bromocriptine 2x2.5 mg.

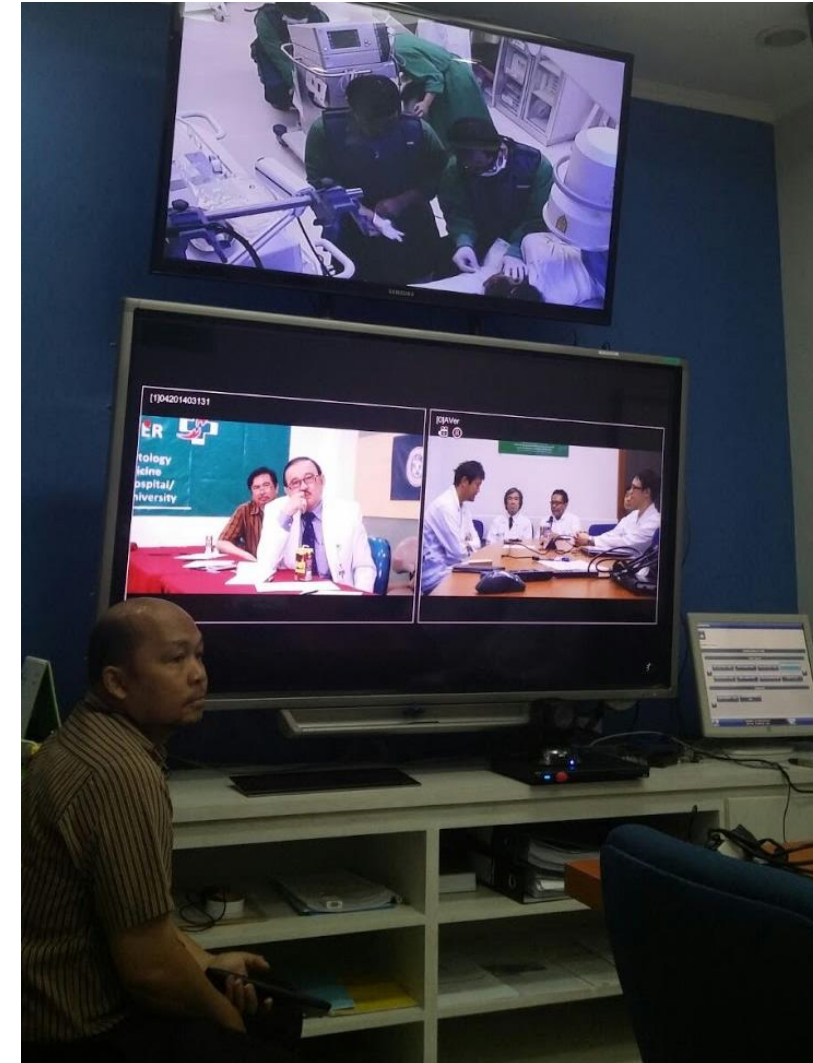


Live Online Demonstration

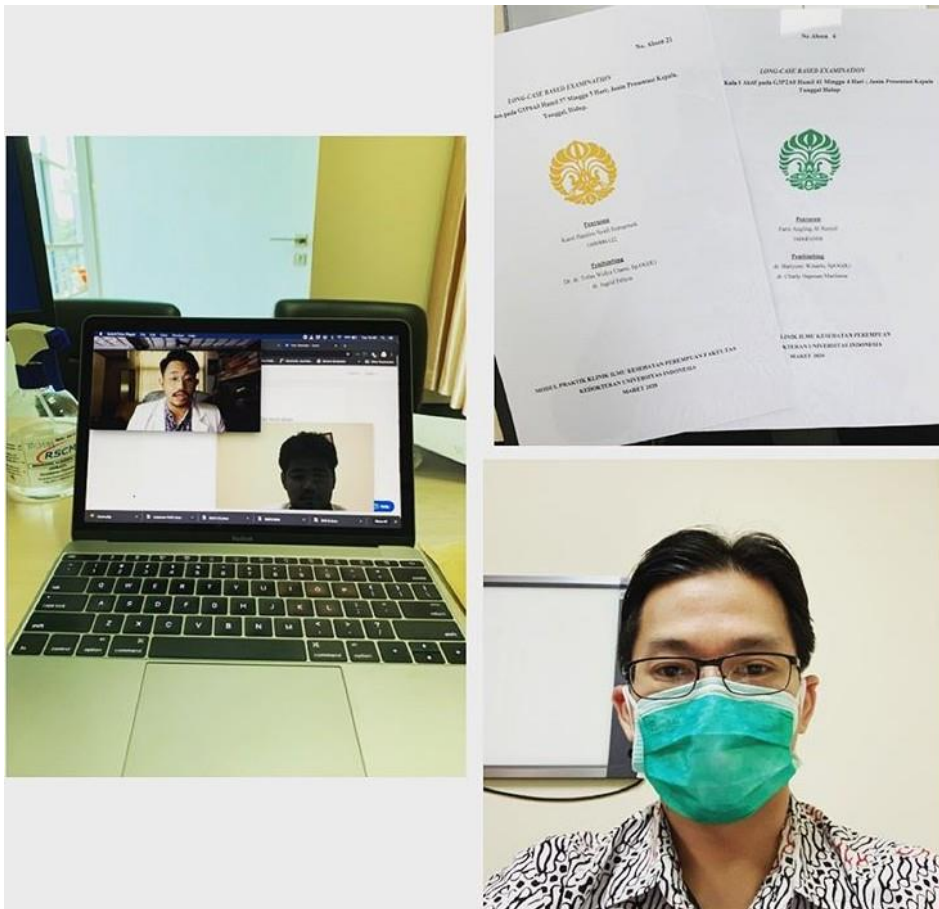


Facility :

- **Indonesia-Japan Collaboration Advanced Endoscopy Training centre**
- 6 endoscopy rooms
- Each connected with discussion room and auditorium by **Olympus Endoalpha system**



Online Exam



Hippocratic Oath (MD Graduation)

- 179 graduates
- Via zoom and live via youtube



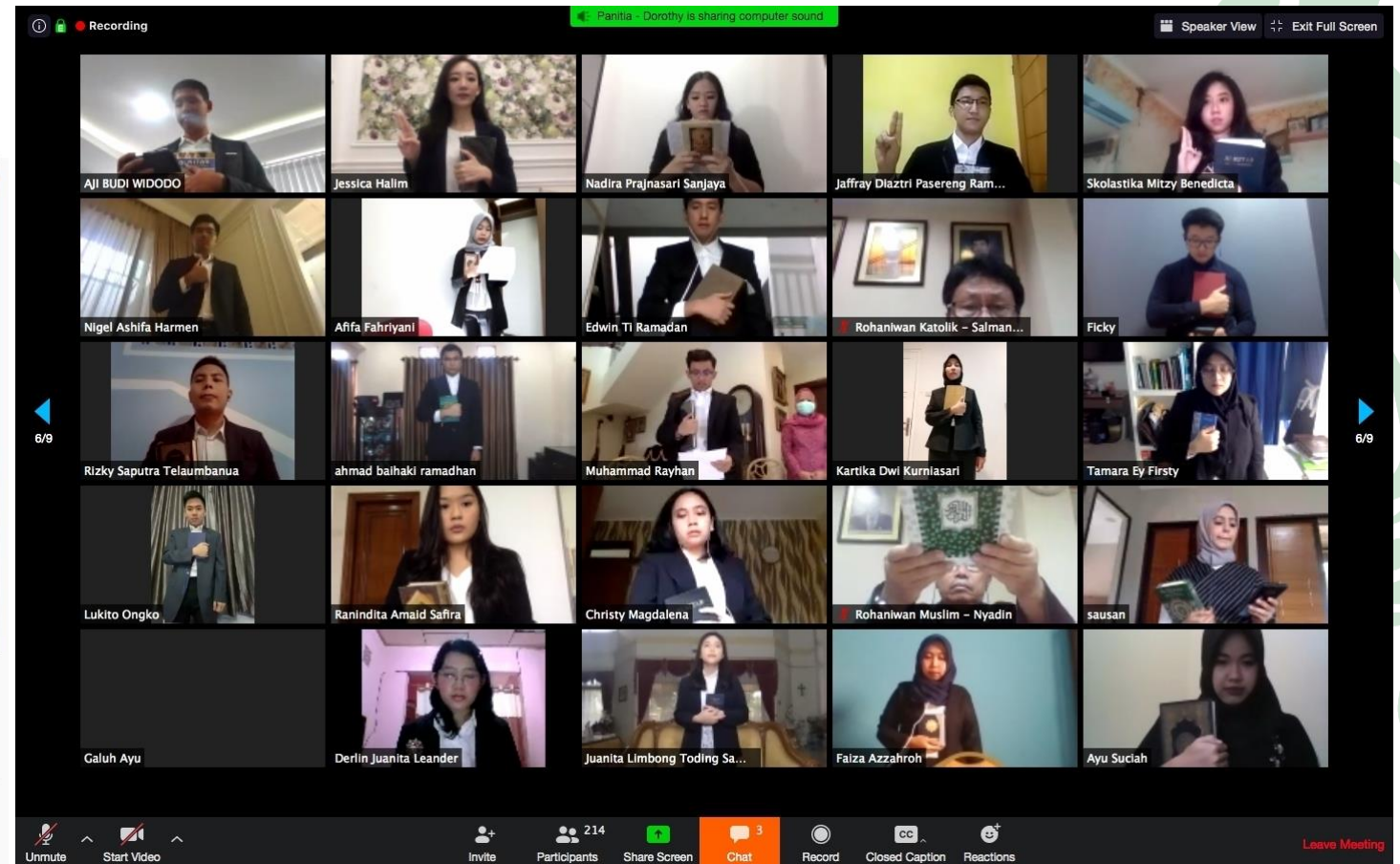
Angkat Sumpah Dokter - Pelantikan Lulusan Dokter FKUI 2020/2021 Batch 1

13,395 views • Streamed live on Apr 9, 2020



SUBSCRIBED

Angkat Sumpah Dokter - Pelantikan Lulusan Dokter FKUI 2020/2021 Batch 1



Clinical Practice for Residents

Safety
(standard PPE)

Routine
examination
(swab/rapid test)

Health insurance



Personal Protective Equipment (PPE)

- Provided by hospital (RSCM) and donation for FMUI



Donation - Collaboration

- Routine examination – PCR, Rapid Test
- Health insurance – BPJS Tenaga Kerja



Student Preparation for Emergency Situation ^{CM⁺}

- Training for Medical Student
- Training for Resident from other Program



**Guideline Book for
Medical Education,
written by our Medical
Education Unit**

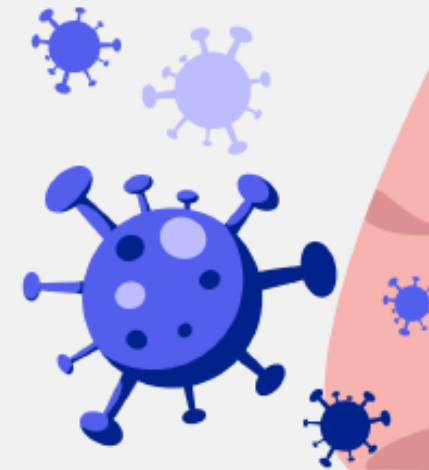


FAKULTAS
KEDOKTERAN

**TANGGAP
PANDEMI COVID-19**

2020

**BUKU RANCANGAN
PENGAJARAN (BRP)**



DITERBITKAN OLEH
MEDICAL EDUCATION UNIT
FAKULTAS KEDOKTERAN UNIVERSITAS INDONESIA

ISBN: 967-602-409-624-3



UNIVERSITAS
INDONESIA

Veritas, Probitas, Justitia

FACULTY
OF
MEDICINE



THANK YOU

